



Part list

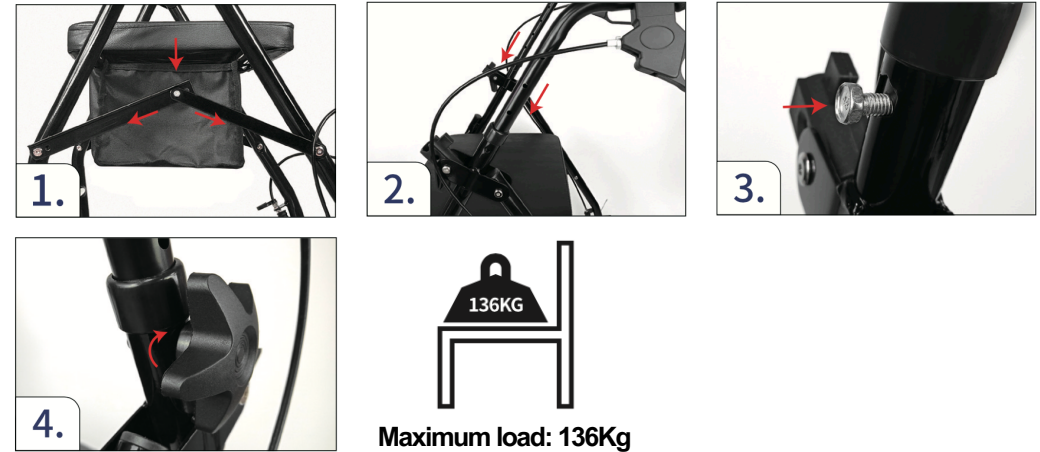
The rollator is delivered partially disassembled in the box. Assembly is quick and straightforward, typically requiring 5–10 minutes to complete.



Step One (Seat installation): Attach one side of the clips to the back of the padded seat using 'short screws' and the 'screwdriver' provided in the tool. Unfold the mainframe fully, position both clips so they securely grip the mainframe bar. Align the seat to the center of the frame, and tighten the remaining two 'short screws' to secure the seat in place (Refer to the figures below).




Step Two (Handrails installation): Insert both handrails into the mainframe and adjust them to the user's preferred height. Secure each handrail in place using the provided 'long screws' and 'star knobs', tightening them with turning the 'star knobs'. Note: the 'Star knob' is facing outwards (Refer to the red box in the main picture). Apply this step to both left and right handrails.



Step Three (Backrest installation): Insert the backrest into the mainframe until the locking ball clicks into place and is securely positioned.



Step Four (Brake adjustment): Use 'Spanner' provided in tool to rotate and tighten the screw on the brake (shown as right figure below) to adjust the brake. Pull up the brake lever to engage the brake while walking. Push it down to lock the brake in place for parking or sitting.



Maintenance

1. Clean the exterior of the rollator walker regularly using a soft, damp cloth. Do not use abrasive cleaners or caustic chemicals.
2. Periodically inspect all parts for looseness, wear, or damage. If any issues are found, correct them before using the rollator.
3. If the rollator has not been used for an extended period, store it in a cool, dry, and safe place.

Warning

1. Before use, ensure the rollator is fully unfolded and securely locked into position.
2. Check that the brakes and seat are properly locked and installed, especially the seat section.
3. **Always engage the brakes fully in park position before sitting on the rollator.**

One-Year Limited Warranty

Thank you for choosing our rollator. We are committed to providing high-quality products and support. This rollator is covered by a one-year limited warranty from the date of original purchase, subject to the terms and conditions below.

Warranty Coverage

This warranty covers defects in material or manufacturer defect under normal use and maintenance. During the warranty period, we will repair or replace, at our discretion, any part that proves to be defective in material or manufacturer defect.

What Is Covered

- Structural frame
- Seat and backrest components (not leather related wear and tear)
- Braking system
- Handrails

What Is Not Covered

- Normal wear and tear (e.g., tires, grips, brake pads)
- Damage caused by misuse, abuse, accidents, or unauthorized modifications
- Improper storage or lack of maintenance
- Damage due to exposure to moisture, extreme temperatures, or corrosive environments
- Consumables or accessories not supplied by the manufacturer

Conditions for Warranty Service

- The warranty is valid only for the original purchaser and is non-transferable.

- Proof of purchase (receipt or invoice) is required for all warranty claims.
- The product must be used in accordance with the user manual and assembly instructions.
- Any unauthorized repairs or modifications will void the warranty.

How to Claim

If a defect arises during the warranty period, please contact our customer service team or the retailer from whom you purchased the rollator. Provide proof of purchase and a description of the issue. We may require photos or inspection to validate the claim.

Extended Warranty Option

We offer an option to extend the standard warranty to 3 years for a fixed fee.

If you are interested in purchasing an extended warranty, please contact iCAN Mobility Ltd for more information.

Sale Representative Detail

This product is sold and customer serviced by:

iCAN Mobility Ltd UK and iCAN Products Ltd UK

Registered Address:

iCAN Mobility Ltd

302 Union Street

Torre, Torquay

TQ2 5QZ

United Kingdom

Tel: +44 (0)1803 328222 / 01803 659465

Web: icanmobility.co.uk

email: info@icanmobility.co.uk

Youtube Channel: [@iCANMobilityUK](https://www.youtube.com/@iCANMobilityUK) (Watch us on YouTube for instructions)

All Rights Reserved.



Did You Know?

iCAN Mobility offers a wide range of mobility scooters - including portable models, folding scooters, high-performance scooters and powered wheelchairs.

Explore the full range at icanmobility.co.uk.

